

## Configuration: Drawer front intervals


### Height Intervals

Any drawer front height from 100mm and above is possible at 25 mm intervals.  
The maximum drawer front height of 250 mm must not be exceeded.

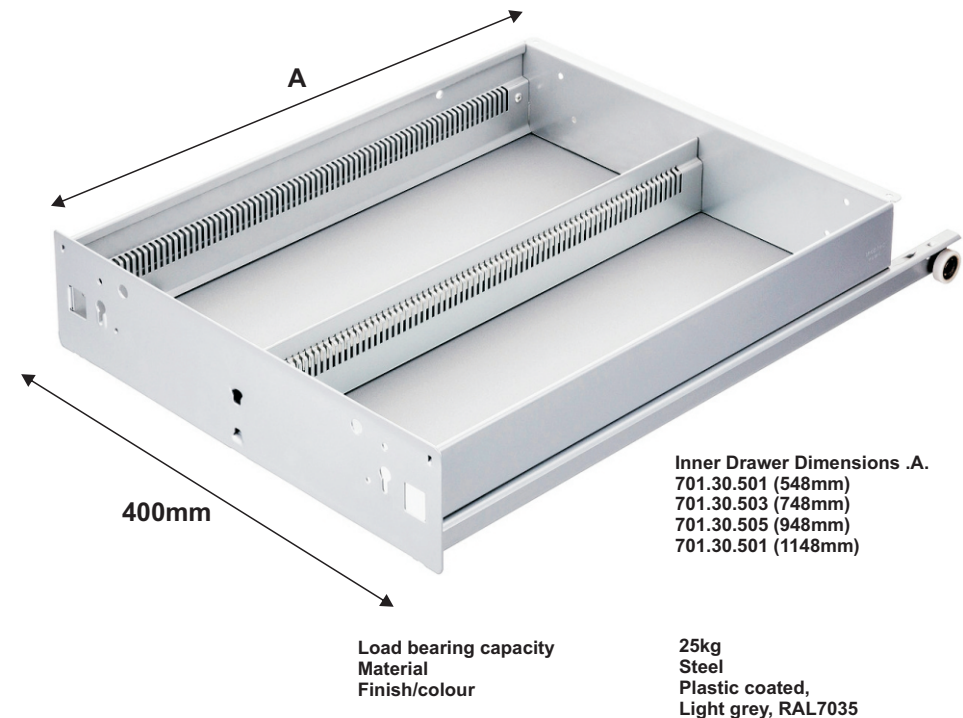

Note:

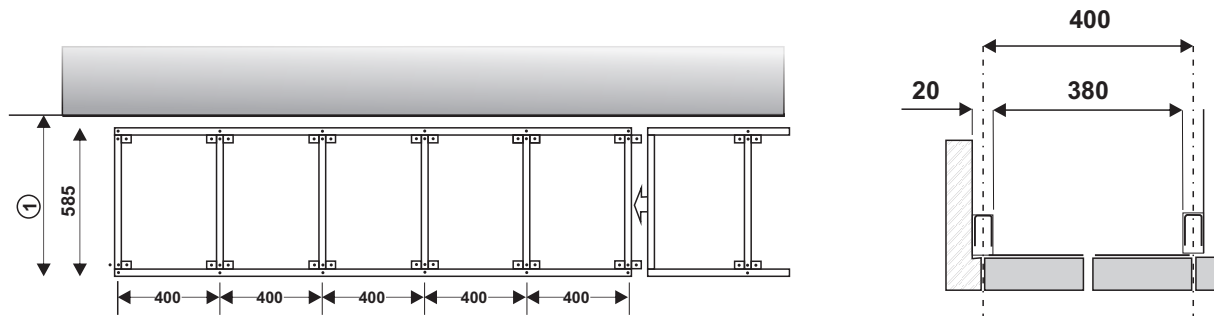
Special heights up to a total height of 2,500 mm can be manufactured on request.

Drawer front Interval 100/200mm



Drawer front Interval 125/250mm





## ① Installation depth = drawer depth

Total system length = (400 x number of columns) + 20 mm standard frame thickness + material thickness of side panels

### Basic frame installation

Basic frame are optionally available for 1-5 columns. Adjustable base plates ("feet") are required for mounting. Base plates that are 60mm long are used on the outer sides. Two-sided base plates that are 100 mm long are used on the inner sides. It is recommended to use 100 x 100 mm foot plates beneath the base plates for distributing the pressure on soft floors such as screed floors.

### Basic frame extension

An extension module with 5 additional columns is available for the basic frame with 1-5 columns. Only one basic frame that is equipped with the required number of basic frame extensions is required for the system extension. A combination of the 5 basic frames with any number of extensions can be the right solution for any layout situation.

#### Example combinations for the total number of columns

1 / 6 / 11...



2 / 7 / 12...



3 / 8 / 13...



4 / 9 / 14...



4 / 10 / 16...



### Basic frame extension②



#### Basic frame installation

- Material: Steel
- Finish/colour: Plastic coated, light grey, RAL 7035
- Version: Without base plates

Width mm	Depth mm	Cat. No.
420	585	701.01.110
820	585	701.01.129
1220	585	701.01.138
1620	585	701.01.147
2020	585	701.01.156

Packing: 1 piece

#### Order reference

Please order base plates and vertical frames separately.

Width mm	Columns	Vertical frame	Base plate 60 mm	100 mm
420	1	2	4	—
820	2	3	4	2
1220	3	4	4	4
1620	4	5	4	6
2020	5	6	4	8

- Area of application: For screw fixing to basic frame
- Material: Steel
- Finish/colour: Plastic coated, light grey, RAL 7035
- Version: Without base plates

Width mm	Depth mm	Cat. No.
2000	585	701.02.153

Packing: 1 piece

#### Order reference

Please order base plates and vertical frames separately.

Width mm	Columns	Vertical frame	Base plate 60 mm	100 mm
2000	5	5	—	10

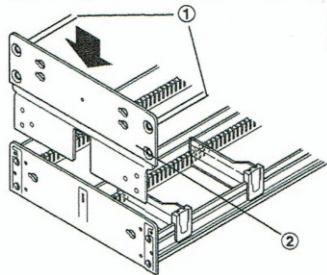
Base plates

► MB 13.61



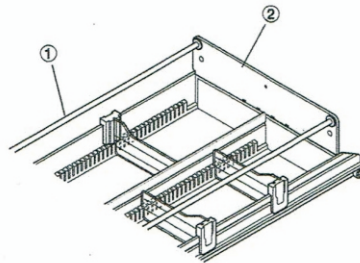
## Clip-on panels and gallery rail system for flexible drawer heights

A gallery rail system with panel that can be screwed to the drawer is available for extremely large items (total height = double drawer front height).



Additional drawer front installation

- ① Side rails
- ② Front clip-on panel

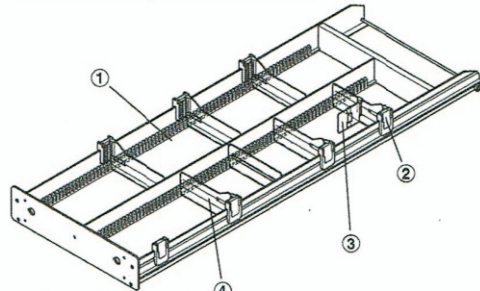


Additional rear panel installed

- ① Side rails
- ② Rear clip-on panel

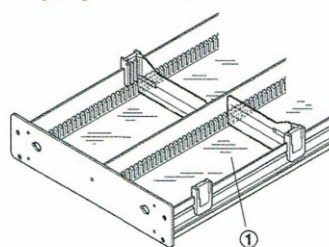
## Individual equipment – suitable for all Pharma-Org drawers

Compartment system for drawers



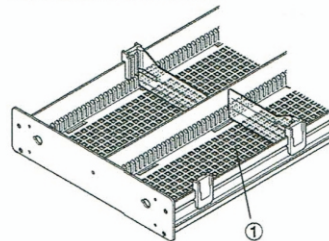
- ① Base with melamine coating
- ② Label holder with clip-in partition
- ③ Mini compartment partition with extension
- ④ Clip-in partition

Acrylic glass bases



Acrylic glass bases ① are available for additional operating convenience. Transparent acrylic glass bases provide visibility from underneath into the upper drawers.

Perforated metal bases



Perforated metal bases ① with square holes are insensitive to dirt and provide good ventilation.

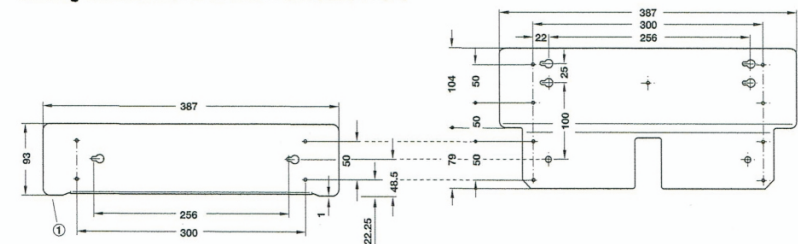


## Drawer versions

### Practical, stylish and easy to access

The drawers can be individually equipped with front panel components made from solid wood, glass, plastic or bases made from wood, plastic, textile, glass or metal. They therefore characterise the look of the pharmacy and adapt to the overall architectural impression. A wooden panel made of different types of wood for hooking into the keyhole slot or frame handles for sliding onto the front panel can be used. The extension bases are melamine-coated and made from perforated metal or acrylic glass. They are designed to have a **load bearing capacity of approx. 25 kg** (distributed over the entire drawer).

### Drilling dimensions for drawer front attachment







Standard drawer  
① Lower edge of front panel

Clip-on panel

## Decorator Range

We have a range of designer colours available in a striking gloss finish. We are also able to colour coordinate to your requirements if you have a large project with specific colour needs.

### Solid Colours

 Arctic Breeze	 Vintage White	 Magnolia	 Mushroom	 Mocha
 Green Mist	 Lemongrass	 Olive Grove	 Essence	 Starry Night
 Sunset	 Flamingo	 Jewel	 Winter Storm	 Jet

### Metallic Colours

 White Pearl	 Nickel Pearl	 Sterling Silver	 Brunetti Metallic	 Domino
-----------------------------------------------------------------------------------------------------	-------------------------------------------------------------------------------------------------------	----------------------------------------------------------------------------------------------------------	------------------------------------------------------------------------------------------------------------	-------------------------------------------------------------------------------------------------